
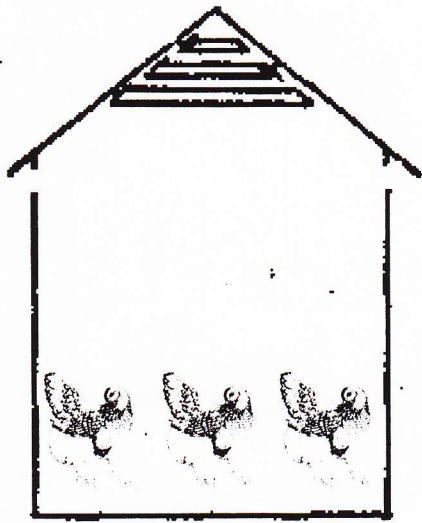


# Caring for Your Chickens


*Healthy Hens and More Eggs*



## Minimum Space: 4 Square Feet per Hen




Yes

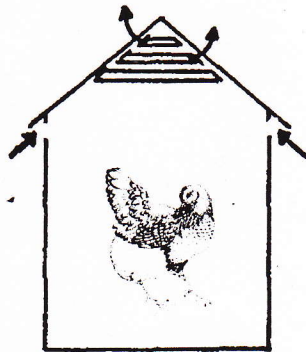


No!


## Ventilation: Air is Necessary




Yes



Yes




Ye




No!



## Protection in the Winter: Not Windy and Not Wet



Yes




No!


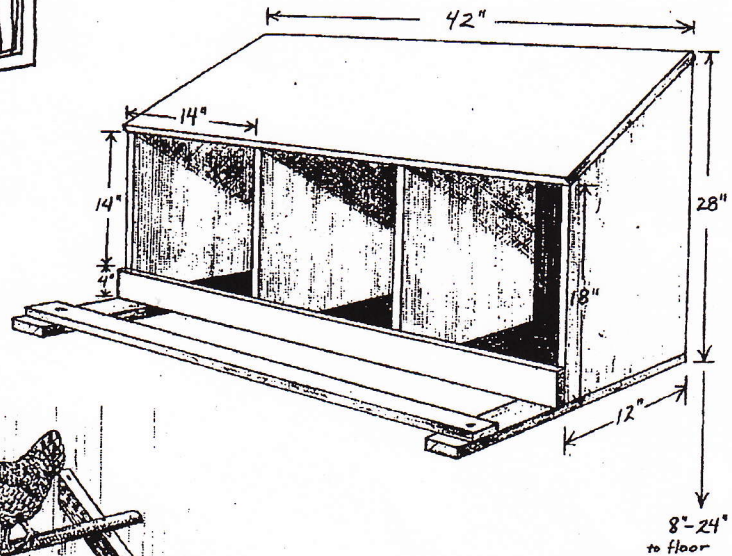
## Protection against Predators and Rodents



## Perches and Nesting Boxes



5 to 10 hens share each nest






A henhouse should always have nest boxes (*above*) on one wall and roosts or perches (*left*) on another.

Straw on the floor = clean henhouse + rich manure.

Ammonia is a bad sign – clean your coop!




# Chicken Run for sun, exercise, dusting and healthy snacks (insects and plants)



**Chickens dusting.**

## Protect Your Plants



In the garden, chickens love to eat your tomatoes and lettuce.




**Garden party.**


In the garden, chickens do not like corn, beans or potatoes



## Provide Clean and Balanced Food that is Appropriate for the Age of the Chicken




Compartmented trough, offering grits, shell, mash, grain, and greens.



Feed troughs.

## Provide Fresh Water Every Day



One type of automatic waterer.

